

CK35 A
CK35 K
CK35 Y

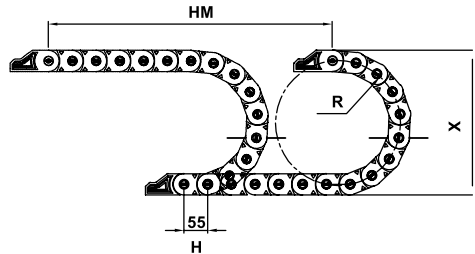
Material features
PA6 with 30% fiberglass

Speed
7 m/sec

Operating temperature
-30 °C – + 130 °C



- L** Calculation of the chain length
- HM** Travel distance
- x** Mounting height
- Y** Radius length
- H** Pitch



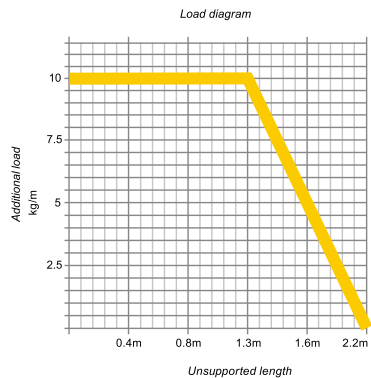
L = HM / 2 + Y

X = R x 2 + C

Y = R x TT

Bending radius	50	75	100	150
H (mm)	55	55	55	55
X (mm)	152	202	252	352
Y (mm)	157	236	314	471

The closed cover and half covered type product radius is started from R75

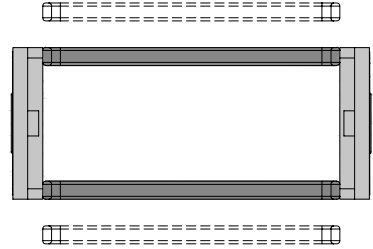
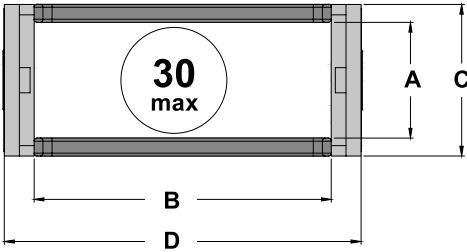


CK35 A

Openable from inside and outside

Matchcode

CK35 **A** **060** **R100**
 Inner height Open series Inner width Bending radius



CK35 A	A	B	C	D	R	W
Model	Inner height (mm)	Inner width (mm)	Outer height (mm)	Outer width (mm)	Bending radius	Weight kg/m
CK35 A 040 R ...	35	40	52	64	50, 75, 100, 150	1,296
CK35 A 050 R ...		50		74		1,332
CK35 A 060 R ...		60		84		1,368
CK35 A 080 R ...		80		104		1,440
CK35 A 100 R ...		100		124		1,512
CK35 A 120 R ...		120		144		1,584
CK35 A 125 R ...		125		149		1,620
CK35 A 175 R ...		175		199		1,800



CK35 K

Openable from inside and outside

Matchcode

CK35

Inner height

K

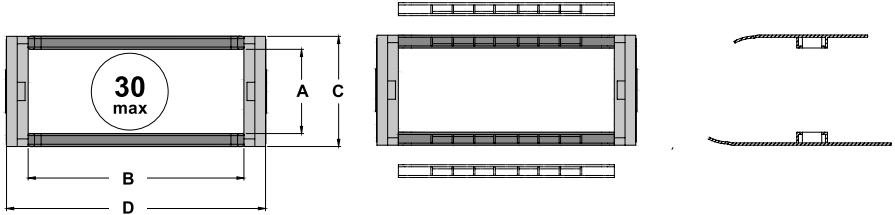
Closed series

060

Inner width

R100

Bending radius



CK35 K	A	B	C	D	R	W
Model	Inner height (mm)	Inner width (mm)	Outer height (mm)	Outer width (mm)	Bending radius	Weight kg/m
CK35 K 040 R ...	35	40	52	64	75, 100, 150	1,494
CK35 K 060 R ...		60		84		1,656
CK35 K 080 R ...		80		104		1,836
CK35 K 100 R ...		100		124	1,998	
CK35 K 125 R ...		125		149	2,178	

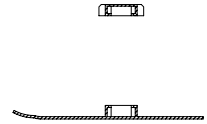

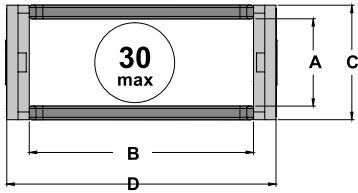


CK35 K

Openable from inside and outside

Matchcode

CK35 **Y** **060** **R100**
 Inner height Half covered Inner width Bending radius

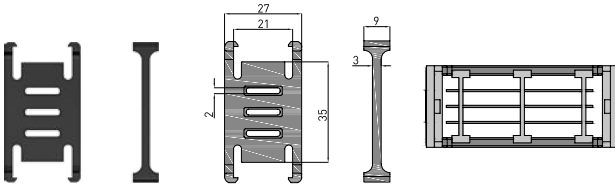


CK35 Y	A	B	C	D	R	W
Model	Inner height (mm)	Inner width (mm)	Outer height (mm)	Outer width (mm)	Bending radius	Weight kg/m
CK35 Y 040 R ...	35	40	52	64	75, 100, 150	1,404
CK35 Y 060 R ...		60		84		1,530
CK35 Y 080 R ...		80		104		1,656
CK35 Y 100 R ...		100		124	100, 150	1,782
CK35 Y 125 R ...		125		149		1,926



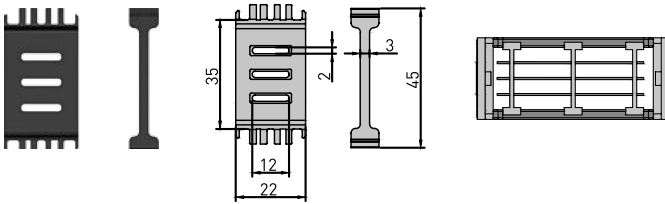
Vertical Separator dimensions

CK35 SP



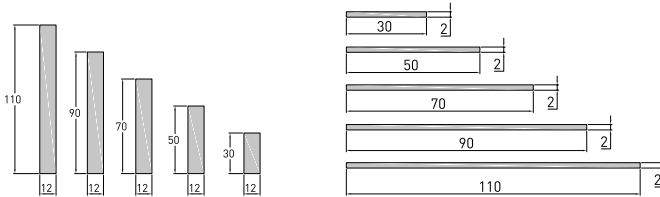
Vertical Closed Type Separator dimensions

CK35 KSP



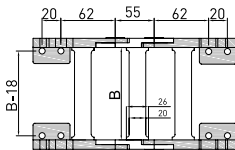
Horizontal Separator dimensions

CK35 YSP



Polymer End bracket assembly dimensions

CK35 P




You will find the 'B' dimension from model table.

CK35 A

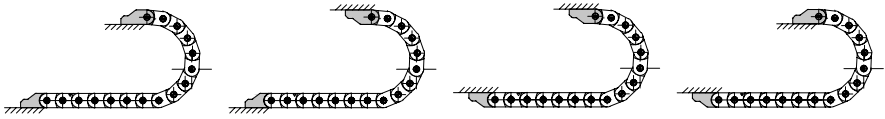
CK35 K

CK35 Y




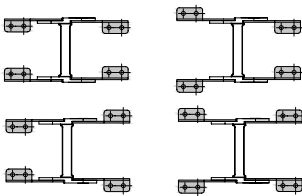
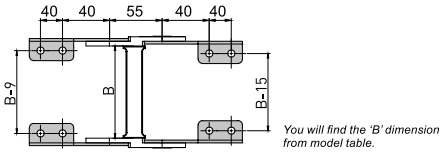
CK35...

Plastic end bracket assembly




CK35 P

CK35 M



Steel end bracket assembly dimensions



CK35 M